

# How to use KGS

## Step 0: Register a KGS account (only once)

If you don't have a KGS account you can register a KGS account by clicking [here](#). After registering, please communicate your nickname to your team captain.

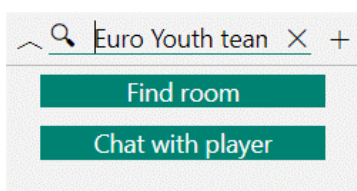
After creating your account, you have three different possibilities for playing on KGS from your computer. We will go through them in detail, so you can choose the one you prefer.


## Option 1: Go Universe (recommended)

### Setup:

To install and use Go universe, you must have [Google Chrome](#) or [Brave](#).

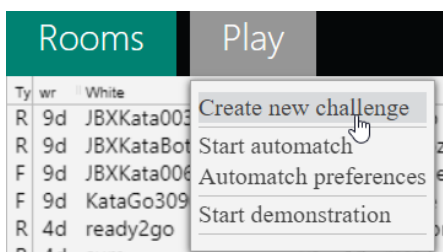
Open your browser add the Go Universe extension to your browser by clicking [on this link](#).



**Login:** After the installation, you will see a  symbol in the navigation bar. Click on it, and then on Go Universe. You can use the nickname you registered and the password you received by email to login.

**How to enter the EYGTC room:** Type Euro Youth team in the box you see in the bottom right, click on "Find room" and then join the room you find there. This has to be done only once.

### How to set-up a game (if you are black):





Click on "Play" and then "create new challenge".

Create new challenge

Free  Private

See \*

 EYGTC1[?]



Room: Euro Youth Team

Rules: Japanese

Board size: 19

Handicap: 0

Komi: 6.5

Time system: Byo-Yomi

Main time: 1:00:00

Byo-yomi: 00:30

Periods: 3

Create Close

Please set the game copying exactly these settings.

\* In that field, please insert this:

For (your opponent's nickname), (your team) vs (your opponent's team) board (your board number)

Example: For EYGTC2, China vs Japan board 1

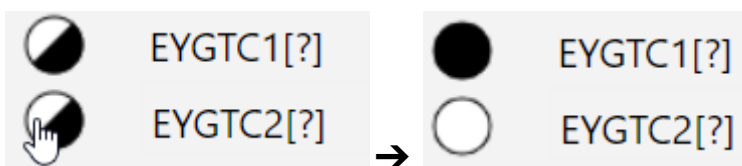
When your opponent accepts, start the game by clicking on "create".

## How to join your opponent's game (if you are white):

Ty	wr	White	br	Black	Observers	Move	Room	Comment
F	?	EYGTC1	1:00:00, 30 (3)	19x19, 6.5, Japanese	Euro Youth Team	For EYGTC2, yyy vs zzz, Board 1		

You can find the game your opponent created for you in the room "Euro youth team". Please click on it.

It is important to switch the colors. You can do that by clicking on the stones

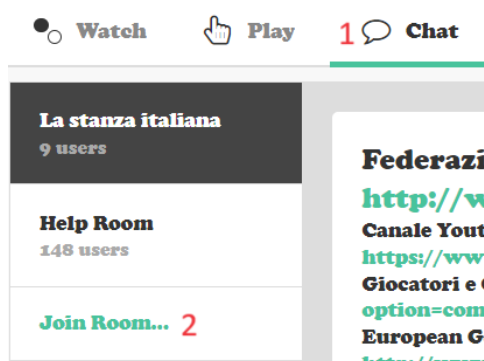


## Option 2: ShinKGS

### Login:

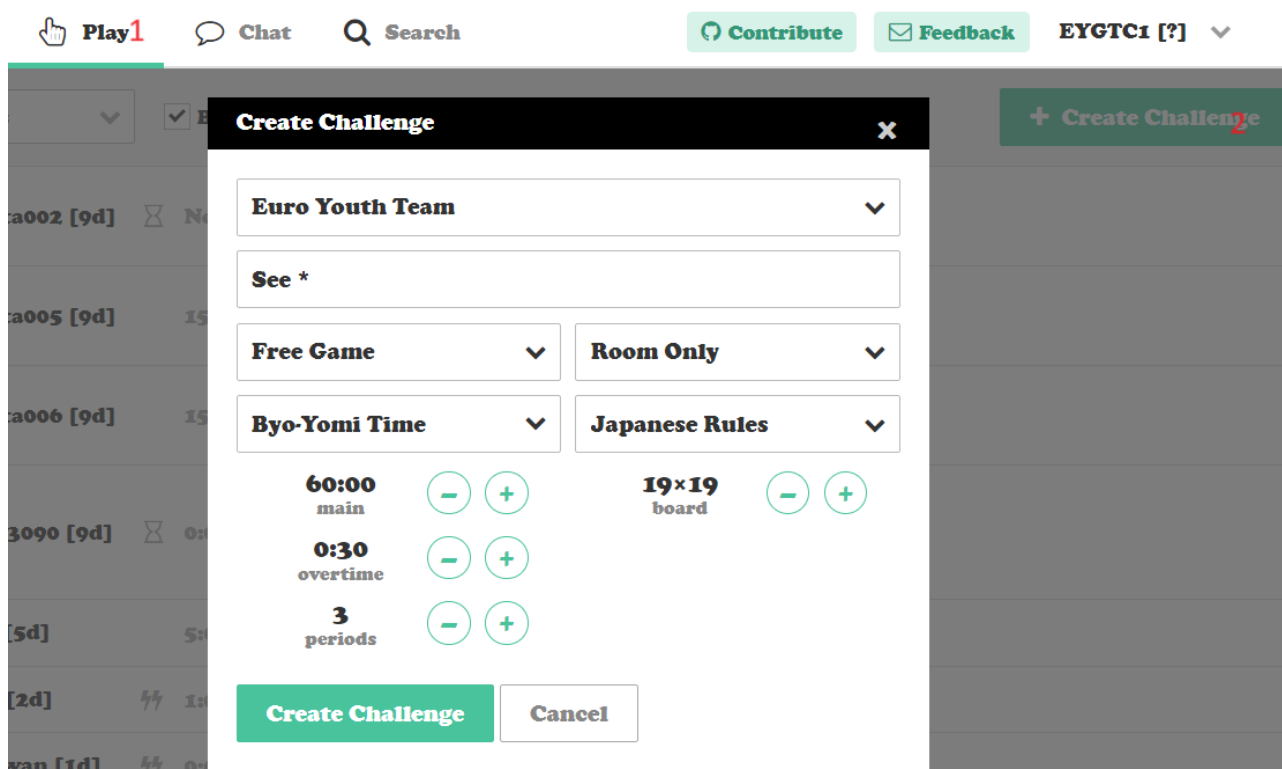
You can access to ShinKGS from [here](#). You only need to use the credentials you chose during registration to log in.

## How to enter the EYGTC room:



Click on “Chat” (1) and then on “Join Room...” (2). You will find “Euro youth team” in the tournament section.

## How to set-up a game (if you are black):



Click on “Play” (1) and then on “Create challenge” (2)

Please set the game copying exactly these settings.

\* In that field, please insert this:

For (your opponent’s nickname), (your team) vs (your opponent’s team) board (your board number)

Example: For EYGTC2, China vs Japan board 1

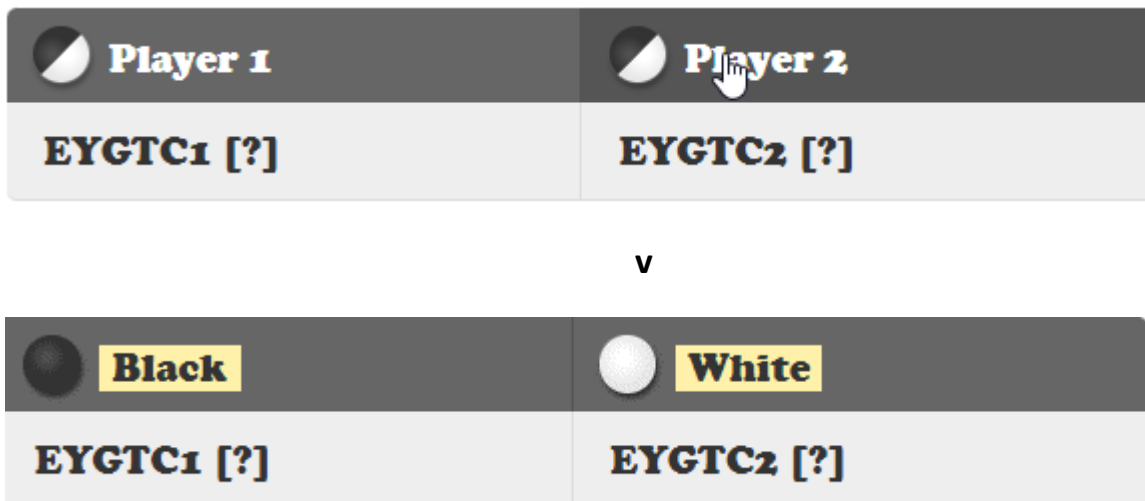
When your opponent accepts, start the game by clicking on “create”.

## How to join your opponent's game (if you are white):

**F** EYGTC1 [?] ⏰ 60:00 + 3×0:30 – For EYGTC2, zzz vs www, Board 2

You will find the game in the Euro youth team room. Click on it. Then click on “Play” in the upper menu.

It is important to switch the colors. You can do that by clicking on the stones:



## Option 3: CGoban

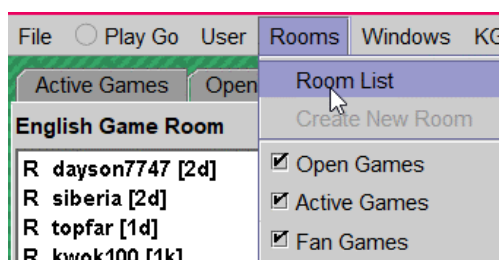
### Setup:

CGoban is a downloadable KGS client. You can download it from here: [Windows](#) | [Mac](#)

### Login:

You can use the nickname you registered and the password you received by email to login.

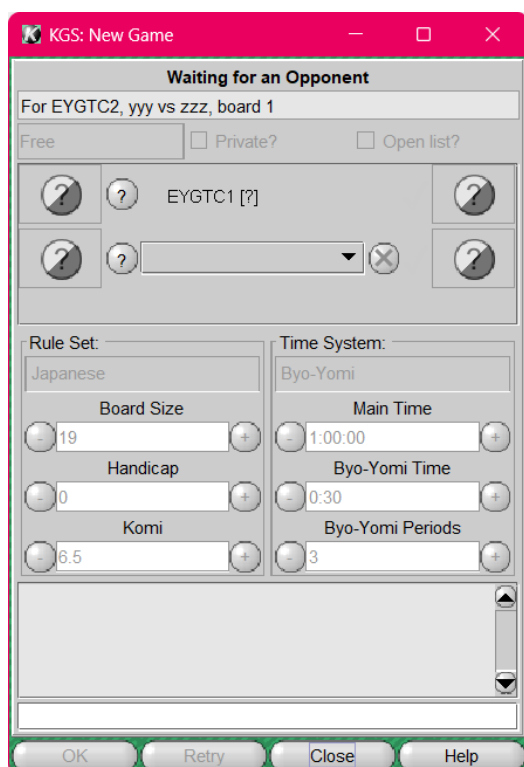
## How to enter the EYGTC room:



Click on “Rooms, and then “Room list”. The “Euro Youth team” room is under “tournaments”. Join it by clicking on “join”.

## How to set-up a game (if you are black):

Go in the Euro Youth team Room. You will see **Custom Game** in the upper right. Click on it.



Please set the game copying exactly these settings.

\* In that field, please insert this:

For (your opponent’s nickname), (your team) vs (your opponent’s team) board (your board number)

Example: For EYGTC2, China vs Japan board 1


When your opponent accepts, start the game by clicking on “create”.

## How to join your opponent's game (if you are white):



You can find the game your opponent created for you in the room “Euro youth team”. Please click on it.

It is important to switch the colors. You can do that by clicking on the stones



## How to know your opponent's nickname

Before every round, players and nicknames can be found on the website.



^ here, click on the round you are going to play

**Your team - Your opponent's team** Remember this

Your team	Your opponent's team	Matchtime / Date
Your name (your nick)	Your opponent's name (your opponent's nick)	